

High vacuum HALF-WAVE RECTIFIER VALVE
 TUBE REDRESSEUR MONOPLAQUE à vide poussé
 Hochvakuum EINWEGGLEICHRICHTERROHRE

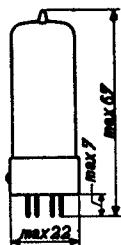
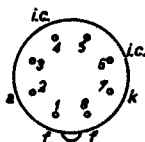
Heating: indirect by A.C. or D.C.;
 series supply

Chauffage: indirect par C.A. ou C.C.;
 alimentation en série

Heizung: indirekt durch Wechsel-
 oder Gleichstrom;
 Serienspeisung

$V_f = 31 \text{ V}$
 $I_f = 0,1 \text{ A}$

Dimensions in mm
 Dimensions en mm
 Abmessungen in mm



Operating characteristics and limiting values
 Caractéristiques d'utilisation et caractéristiques
 limites
 Betriebs- und Grenzdaten

V_i	=	127	220	max. 250	V_{eff}
I_o	=	max. 100	max. 100	max. 100	mA
R_t	=	0	min. 160	min. 210	Ω
C_{filt}	=	max. 50	max. 50	max. 50	μF
V_{fk}	=	max. 550	max. 550	max. 550	V^1)

¹) Peak value; valeur de crête; Scheitelwert

High-vacuum HALF-WAVE RECTIFIERS
 REDRESSEURS MONOPLAQUE à vide poussé
 Hochvakuum EINWEGGLEICHRICHTER

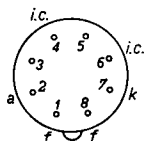
Heating : indirect by A.C. or D.C.;
 series supply
 Chauffage : indirect par C.A. ou C.C.; $V_f = 31\text{ V}$
 alimentation-série $I_f = 100\text{ mA}$
 Heizung : indirekt durch Wechsel-
 oder Gleichstrom; Serien-
 speisung

Base, culot, Sockel: RIMLOCK

Overall length: 67 mm
 See pages 203 and 252

Hauteur totale: 67 mm
 Voir pages 203 et 252

Gesamthöhe : 67 mm
 Siehe S. 203 und 252



Operating characteristics
 Caractéristiques d'utilisation
 Betriebsdaten

V_i	=	110	127	220	250 V_{eff}
I_o	=	100	100	100	100 mA
C_{filt}	=	50	50	50	50 μF
R_t	=	0	0	160	210 Ω
V_o	=	113	135	188	205 V

Limiting values
 Caractéristiques limites
 Grenzdaten

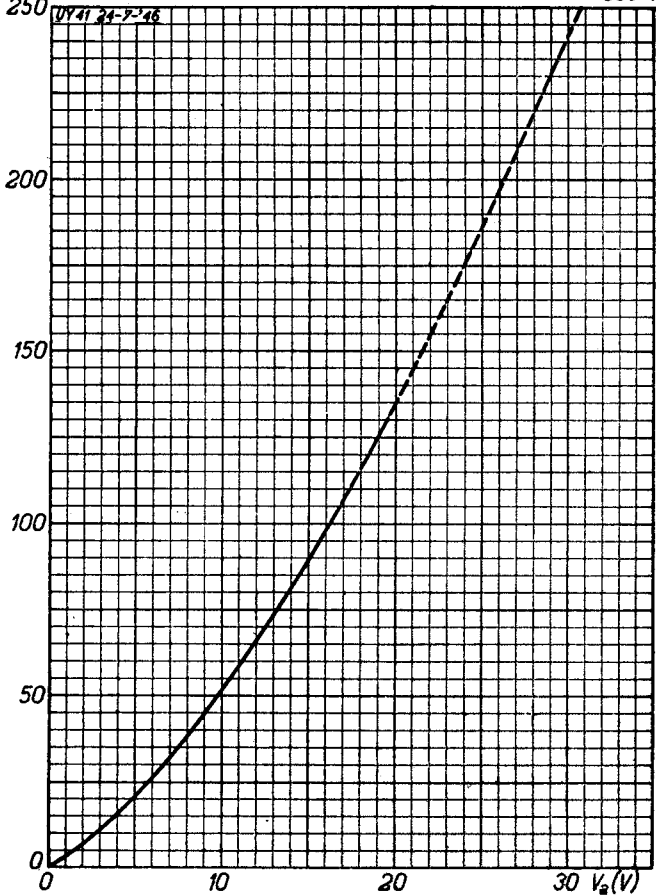
V_{invp}	= max.	700 V
I_o	= max.	100 mA
I_{ap}	= max.	600 mA
V_{kfp} (k pos., f neg.)	= max.	550 V
V_i	=	110 127 220 250 V
R_t	=min.	0 0 160 210 Ω

UY 41

"Miniwatt"

I_a (mA)

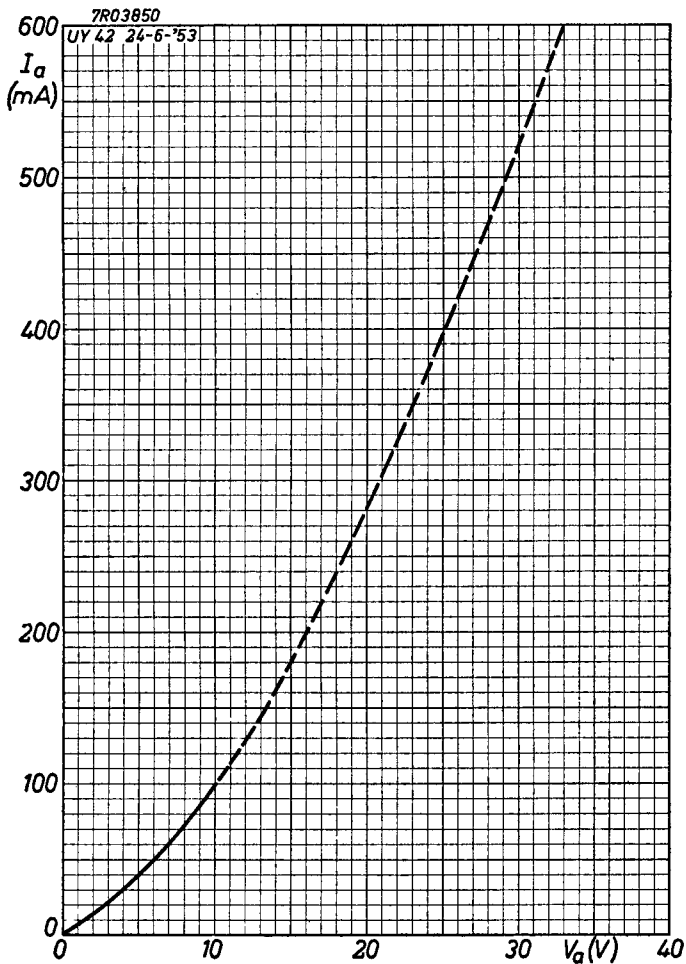
250 56944



A

PHILIPS

UY 41
UY 42



12.12.1953

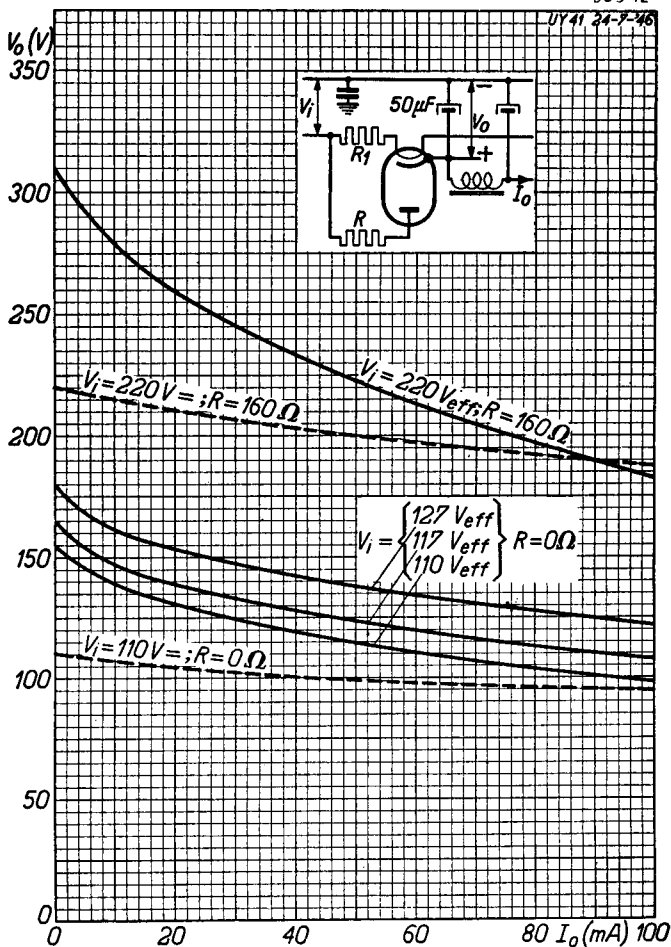
A

"Miniwatt"

UY 41

56942

UY 41 24-7-46

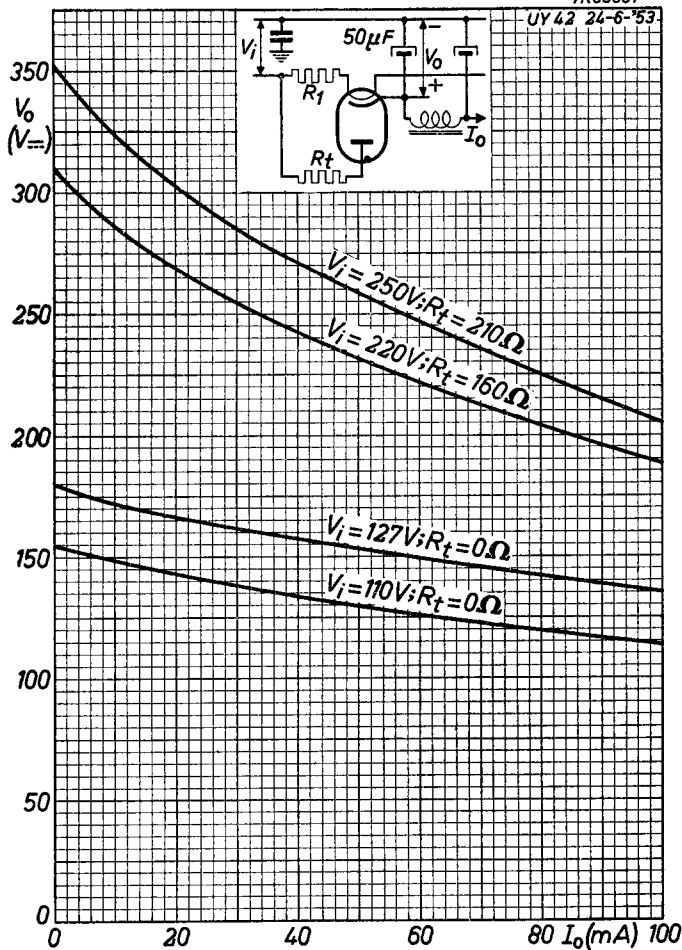


UY 41
UY 42

PHILIPS

7R03851

UY 42 24-6-53



PHILIPS



*Electronic
Tube*

HANDBOOK

UY41 UY42

page	sheet	date
1	1	1949.01.25
2	1	1954.02.02
3	2	1949.01.25
4	2	1954.02.02
5	A	1949.01.25
6	A	1954.02.02
7	FP	1999.10.12